



NATA LIGHTING CO.,LTD.
www.nata.cn
Email:info@nata.com
Tel:+86-750-3770000 Fax:+86-750-3771111
Address:380JinOu Road,GaoXin Zone,Jiang Men City,Guangdong,China

NT

Client:

LumCAT: 2-2683-L

Luminaire: 92.70.412.00

Report No: 2024308-B021

Ballast type: AC

Test No: 2024308-C021

Voltage(V): 34.630

LampCAT: BRIDGELUX V13B LES13

Current(A): 0.450

Lamp flux(lm): 2653.0

Power (W): 15.583

Number of Lamps: 1

PF: 0.000

Length(mm): 0

Width(mm): 0

Phm Type: C

Height(mm): 0

Photometric Results

Lumens(lm): 2283.87, Efficiency(%): 86.09% , Luminous Efficacy(lm/W): 146.56

Central intensity(cd): 7576.089, Maximum intensity(cd): 7576.089

Angle of maximum intensity: C=0.0 γ =0.0

Beam Angle(50%Imax): [C0/180]Total=25.4

[C90/270]Total=25.4

Field angle(10%Imax): [C0/180]Total=59.6

[C90/270]Total=59.6

Maximum s/h(1/2): C0_180=0.43 C90_270=0.43

Maximum s/h(1/4): C0_180=0.46 C90_270=0.46

Up flux rate of lamp(%): 0.00%

Down flux rate of lamp(%): 86.09%

Up flux rate of LUM(%): - -

Down flux rate of LUM(%): 100.00%

CIE Type : Direct lighting

Output flux ratio in π solid angle : 98.037%

Equipment: GMS1980
Temperature(°C): 25.0

Date: 2024/3/8
Humidity(%): 60.0%

Operator: NT07
Distance(m): 7.65

| $\gamma(^{\circ})$ | Average I(cd) | Zonal F(lm) | Sum F(lm) | Eff Flux(%) | Eff Sum(%) |
|--------------------|---------------|-------------|-----------|-------------|------------|
| 0.0 | 7576.089 | 0.000 | 0 | 0.00% | 0.00% |
| 1.0 | 7546.974 | 7.236 | 7.236 | 0.27% | 0.32% |
| 2.0 | 7452.753 | 21.529 | 28.765 | 0.81% | 1.26% |
| 3.0 | 7304.618 | 35.295 | 64.06 | 1.33% | 2.80% |
| 4.0 | 7078.574 | 48.145 | 112.205 | 1.81% | 4.91% |
| 5.0 | 6815.589 | 59.772 | 171.977 | 2.25% | 7.53% |
| 6.0 | 6465.990 | 69.798 | 241.775 | 2.63% | 10.59% |
| 7.0 | 6103.590 | 78.019 | 319.794 | 2.94% | 14.00% |
| 8.0 | 5722.535 | 84.637 | 404.432 | 3.19% | 17.71% |
| 9.0 | 5298.320 | 89.318 | 493.75 | 3.37% | 21.62% |
| 10.0 | 4893.052 | 92.228 | 585.978 | 3.48% | 25.66% |
| 11.0 | 4447.037 | 93.327 | 679.305 | 3.52% | 29.74% |
| 12.0 | 4058.228 | 92.975 | 772.279 | 3.50% | 33.81% |
| 13.0 | 3682.148 | 91.859 | 864.138 | 3.46% | 37.84% |
| 14.0 | 3324.722 | 89.687 | 953.825 | 3.38% | 41.76% |
| 15.0 | 3001.678 | 86.852 | 1040.677 | 3.27% | 45.57% |
| 16.0 | 2698.824 | 83.528 | 1124.205 | 3.15% | 49.22% |
| 17.0 | 2432.180 | 79.904 | 1204.109 | 3.01% | 52.72% |
| 18.0 | 2196.847 | 76.323 | 1280.432 | 2.88% | 56.06% |
| 19.0 | 1985.800 | 72.770 | 1353.201 | 2.74% | 59.25% |
| 20.0 | 1780.532 | 68.934 | 1422.135 | 2.60% | 62.27% |
| 21.0 | 1592.785 | 64.775 | 1486.91 | 2.44% | 65.10% |
| 22.0 | 1462.229 | 61.392 | 1548.302 | 2.31% | 67.79% |
| 23.0 | 1324.342 | 58.470 | 1606.771 | 2.20% | 70.35% |
| 24.0 | 1221.138 | 55.653 | 1662.425 | 2.10% | 72.79% |
| 25.0 | 1133.142 | 53.531 | 1715.956 | 2.02% | 75.13% |
| 26.0 | 1064.312 | 51.871 | 1767.827 | 1.96% | 77.40% |
| 27.0 | 983.719 | 50.106 | 1817.933 | 1.89% | 79.60% |
| 28.0 | 903.704 | 47.786 | 1865.718 | 1.80% | 81.69% |
| 29.0 | 827.384 | 45.290 | 1911.008 | 1.71% | 83.67% |
| 30.0 | 740.171 | 42.324 | 1953.332 | 1.60% | 85.53% |
| 31.0 | 652.701 | 38.762 | 1992.094 | 1.46% | 87.22% |
| 32.0 | 564.047 | 34.858 | 2026.952 | 1.31% | 88.75% |
| 33.0 | 479.592 | 30.746 | 2057.698 | 1.16% | 90.10% |
| 34.0 | 397.968 | 26.558 | 2084.256 | 1.00% | 91.26% |
| 35.0 | 327.331 | 22.525 | 2106.781 | 0.85% | 92.25% |
| 36.0 | 255.304 | 18.551 | 2125.332 | 0.70% | 93.06% |
| 37.0 | 187.587 | 14.445 | 2139.777 | 0.54% | 93.69% |

| $\gamma(^{\circ})$ | Average I(cd) | Zonal F(lm) | Sum F(lm) | Eff Flux(%) | Eff Sum(%) |
|--------------------|---------------|-------------|-----------|-------------|------------|
| 38.0 | 156.072 | 11.471 | 2151.247 | 0.43% | 94.19% |
| 39.0 | 117.323 | 9.332 | 2160.579 | 0.35% | 94.60% |
| 40.0 | 77.908 | 6.809 | 2167.388 | 0.26% | 94.90% |
| 41.0 | 64.060 | 5.055 | 2172.444 | 0.19% | 95.12% |
| 42.0 | 57.367 | 4.412 | 2176.855 | 0.17% | 95.31% |
| 43.0 | 53.475 | 4.106 | 2180.961 | 0.15% | 95.49% |
| 44.0 | 50.329 | 3.918 | 2184.879 | 0.15% | 95.67% |
| 45.0 | 47.981 | 3.778 | 2188.657 | 0.14% | 95.83% |
| 46.0 | 46.321 | 3.688 | 2192.345 | 0.14% | 95.99% |
| 47.0 | 44.945 | 3.630 | 2195.975 | 0.14% | 96.15% |
| 48.0 | 43.833 | 3.589 | 2199.564 | 0.14% | 96.31% |
| 49.0 | 42.963 | 3.564 | 2203.128 | 0.13% | 96.46% |
| 50.0 | 42.078 | 3.546 | 2206.674 | 0.13% | 96.62% |
| 51.0 | 41.236 | 3.525 | 2210.199 | 0.13% | 96.77% |
| 52.0 | 40.300 | 3.499 | 2213.697 | 0.13% | 96.93% |
| 53.0 | 39.217 | 3.459 | 2217.157 | 0.13% | 97.08% |
| 54.0 | 38.098 | 3.408 | 2220.564 | 0.13% | 97.23% |
| 55.0 | 36.957 | 3.350 | 2223.915 | 0.13% | 97.37% |
| 56.0 | 35.523 | 3.275 | 2227.19 | 0.12% | 97.52% |
| 57.0 | 33.819 | 3.170 | 2230.36 | 0.12% | 97.66% |
| 58.0 | 32.048 | 3.046 | 2233.406 | 0.11% | 97.79% |
| 59.0 | 29.993 | 2.900 | 2236.307 | 0.11% | 97.92% |
| 60.0 | 28.032 | 2.741 | 2239.048 | 0.10% | 98.04% |
| 61.0 | 25.991 | 2.578 | 2241.626 | 0.10% | 98.15% |
| 62.0 | 24.221 | 2.420 | 2244.046 | 0.09% | 98.26% |
| 63.0 | 22.392 | 2.267 | 2246.313 | 0.09% | 98.36% |
| 64.0 | 20.988 | 2.129 | 2248.441 | 0.08% | 98.45% |
| 65.0 | 19.547 | 2.006 | 2250.447 | 0.08% | 98.54% |
| 66.0 | 18.318 | 1.889 | 2252.336 | 0.07% | 98.62% |
| 67.0 | 17.213 | 1.787 | 2254.123 | 0.07% | 98.70% |
| 68.0 | 16.181 | 1.692 | 2255.815 | 0.06% | 98.77% |
| 69.0 | 15.413 | 1.612 | 2257.426 | 0.06% | 98.84% |
| 70.0 | 14.733 | 1.548 | 2258.975 | 0.06% | 98.91% |
| 71.0 | 14.221 | 1.497 | 2260.471 | 0.06% | 98.98% |
| 72.0 | 13.775 | 1.456 | 2261.927 | 0.05% | 99.04% |
| 73.0 | 13.416 | 1.422 | 2263.349 | 0.05% | 99.10% |
| 74.0 | 13.109 | 1.395 | 2264.743 | 0.05% | 99.16% |
| 75.0 | 12.794 | 1.369 | 2266.112 | 0.05% | 99.22% |

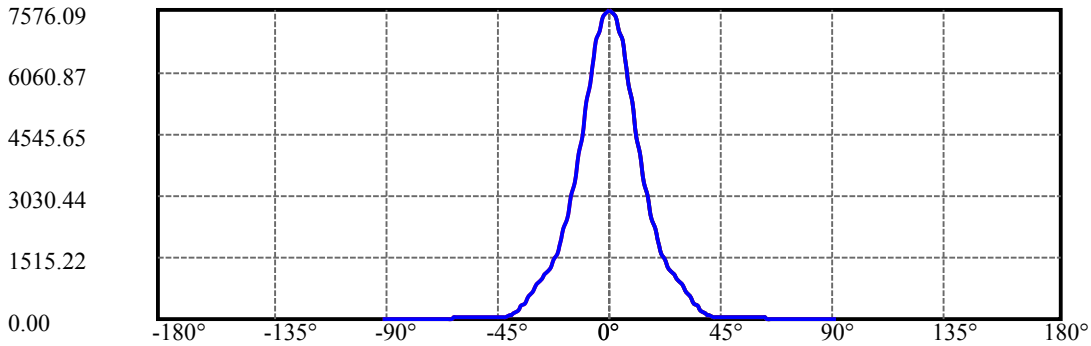
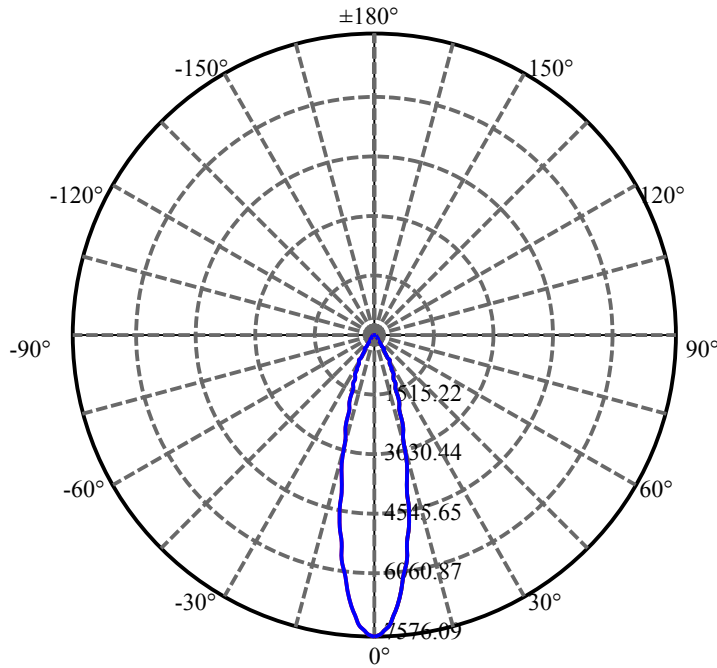
| $\gamma(^{\circ})$ | Average I(cd) | Zonal F(lm) | Sum F(lm) | Eff Flux(%) | Eff Sum(%) |
|--------------------|---------------|-------------|-----------|-------------|------------|
| 76.0 | 12.516 | 1.344 | 2267.456 | 0.05% | 99.28% |
| 77.0 | 12.217 | 1.319 | 2268.774 | 0.05% | 99.34% |
| 78.0 | 11.961 | 1.294 | 2270.068 | 0.05% | 99.40% |
| 79.0 | 11.668 | 1.270 | 2271.338 | 0.05% | 99.45% |
| 80.0 | 11.412 | 1.244 | 2272.582 | 0.05% | 99.51% |
| 81.0 | 11.141 | 1.220 | 2273.802 | 0.05% | 99.56% |
| 82.0 | 10.900 | 1.195 | 2274.997 | 0.05% | 99.61% |
| 83.0 | 10.673 | 1.173 | 2276.17 | 0.04% | 99.66% |
| 84.0 | 10.439 | 1.150 | 2277.32 | 0.04% | 99.71% |
| 85.0 | 10.227 | 1.128 | 2278.448 | 0.04% | 99.76% |
| 86.0 | 10.088 | 1.110 | 2279.558 | 0.04% | 99.81% |
| 87.0 | 9.927 | 1.095 | 2280.654 | 0.04% | 99.86% |
| 88.0 | 9.803 | 1.081 | 2281.734 | 0.04% | 99.91% |
| 89.0 | 9.737 | 1.071 | 2282.805 | 0.04% | 99.95% |
| 90.0 | 9.707 | 1.066 | 2283.872 | 0.04% | 100.00% |

ZONAL LUMEN SUMMARY

| Zone | Lumens | %Lamp | %Fixt |
|---------|---------|--------|---------|
| 0-30 | 1953.33 | 73.63% | 85.53% |
| 0-40 | 2167.39 | 81.70% | 94.90% |
| 0-60 | 2239.05 | 84.40% | 98.04% |
| 0-90 | 2282.81 | 86.05% | 99.95% |
| 0-120 | 2282.81 | 86.05% | 99.95% |
| 0-180 | 2283.87 | 86.09% | 100.00% |
| 60-90 | 43.76 | 1.65% | 1.92% |
| 90-120 | 0.00 | 0.00% | 0.00% |
| 90-130 | 0.00 | 0.00% | 0.00% |
| 90-150 | 0.00 | 0.00% | 0.00% |
| 90-180 | 0.00 | 0.00% | 0.00% |
| 0-27.19 | 1827.10 | 68.87% | 80.00% |

ZONAL LUMEN SUMMARY

| | |
|---------|--------|
| 0-10 | 585.98 |
| 10-20 | 836.16 |
| 20-30 | 531.20 |
| 30-40 | 214.06 |
| 40-50 | 39.29 |
| 50-60 | 32.37 |
| 60-70 | 19.93 |
| 70-80 | 13.61 |
| 80-90 | 10.22 |
| 90-100 | 0.00 |
| 100-110 | 0.00 |
| 110-120 | 0.00 |
| 120-130 | 0.00 |
| 130-140 | 0.00 |
| 140-150 | 0.00 |
| 150-160 | 0.00 |
| 160-170 | 0.00 |
| 170-180 | 0.00 |



C0(Max): —————

C0/C180: —————

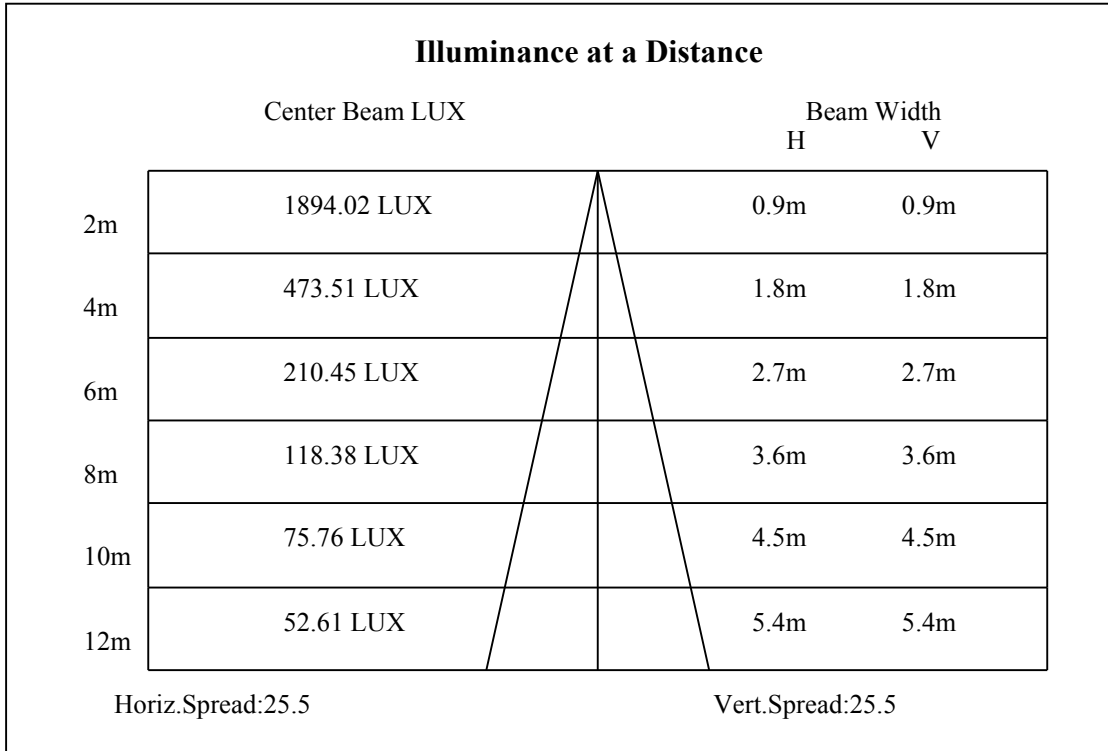
C90/C270: —————

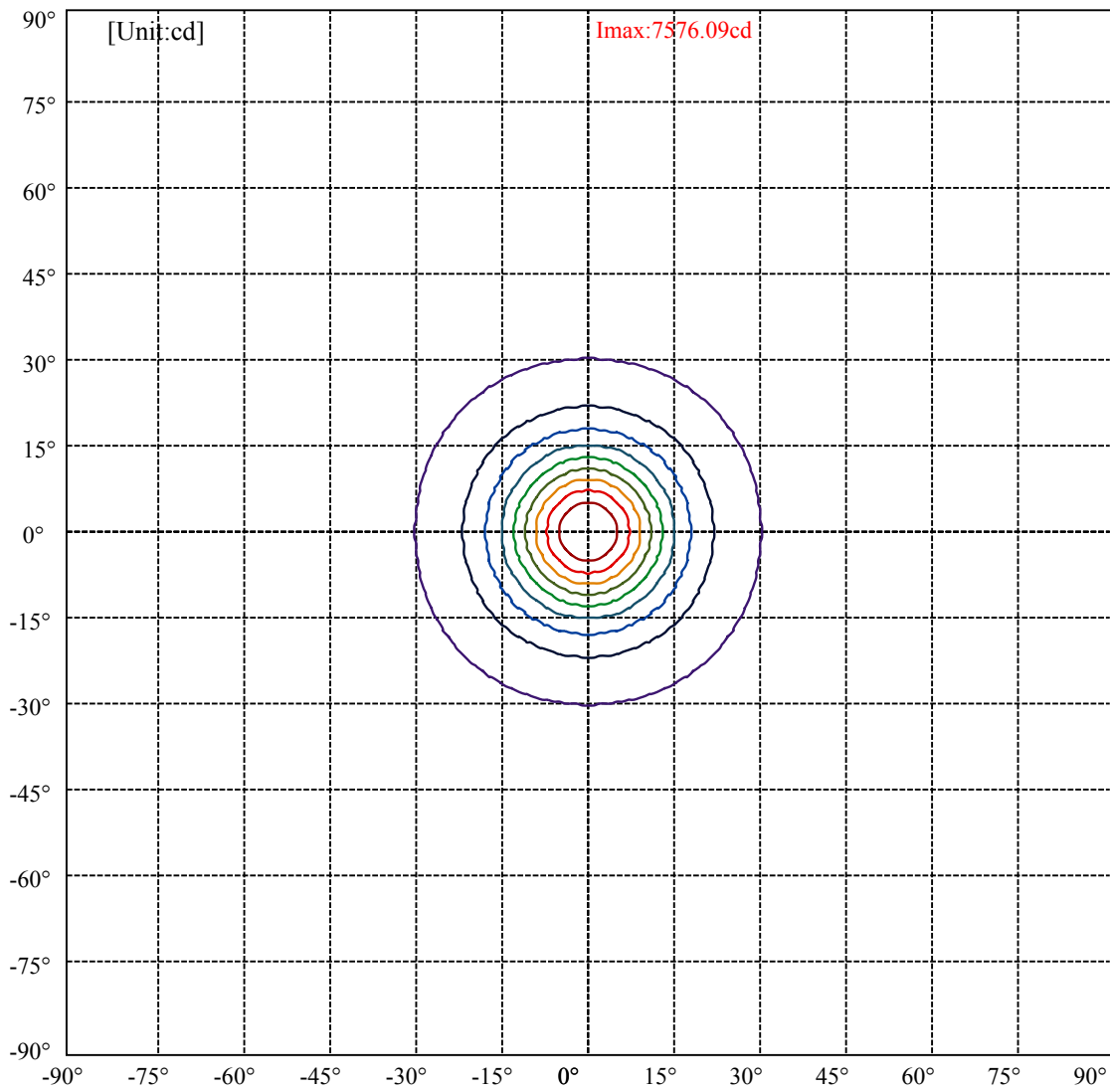
Field angle(10%Imax):C0/180Left:29.8 Right:29.8

:C90/270Left:29.8 Right:29.8

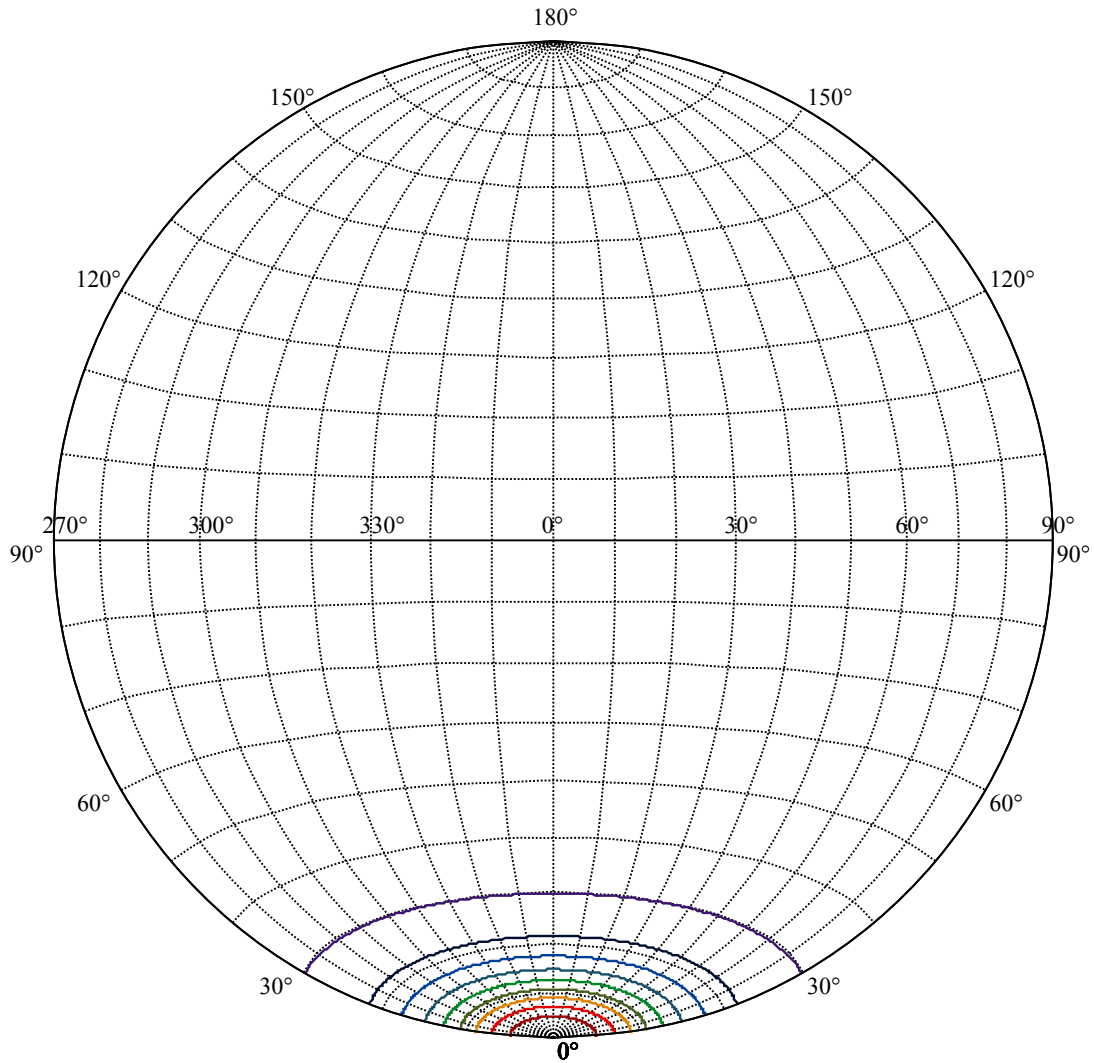
Beam Angle(50%Imax):C0/180Left:12.7 Right:12.7

:C90/270Left:12.7 Right:12.7





| | |
|-------------------|---|
| (10%Imax) 757.609 | — |
| (20%Imax) 1515.22 | — |
| (30%Imax) 2272.83 | — |
| (40%Imax) 3030.44 | — |
| (50%Imax) 3788.04 | — |
| (60%Imax) 4545.65 | — |
| (70%Imax) 5303.26 | — |
| (80%Imax) 6060.87 | — |
| (90%Imax) 6818.48 | — |



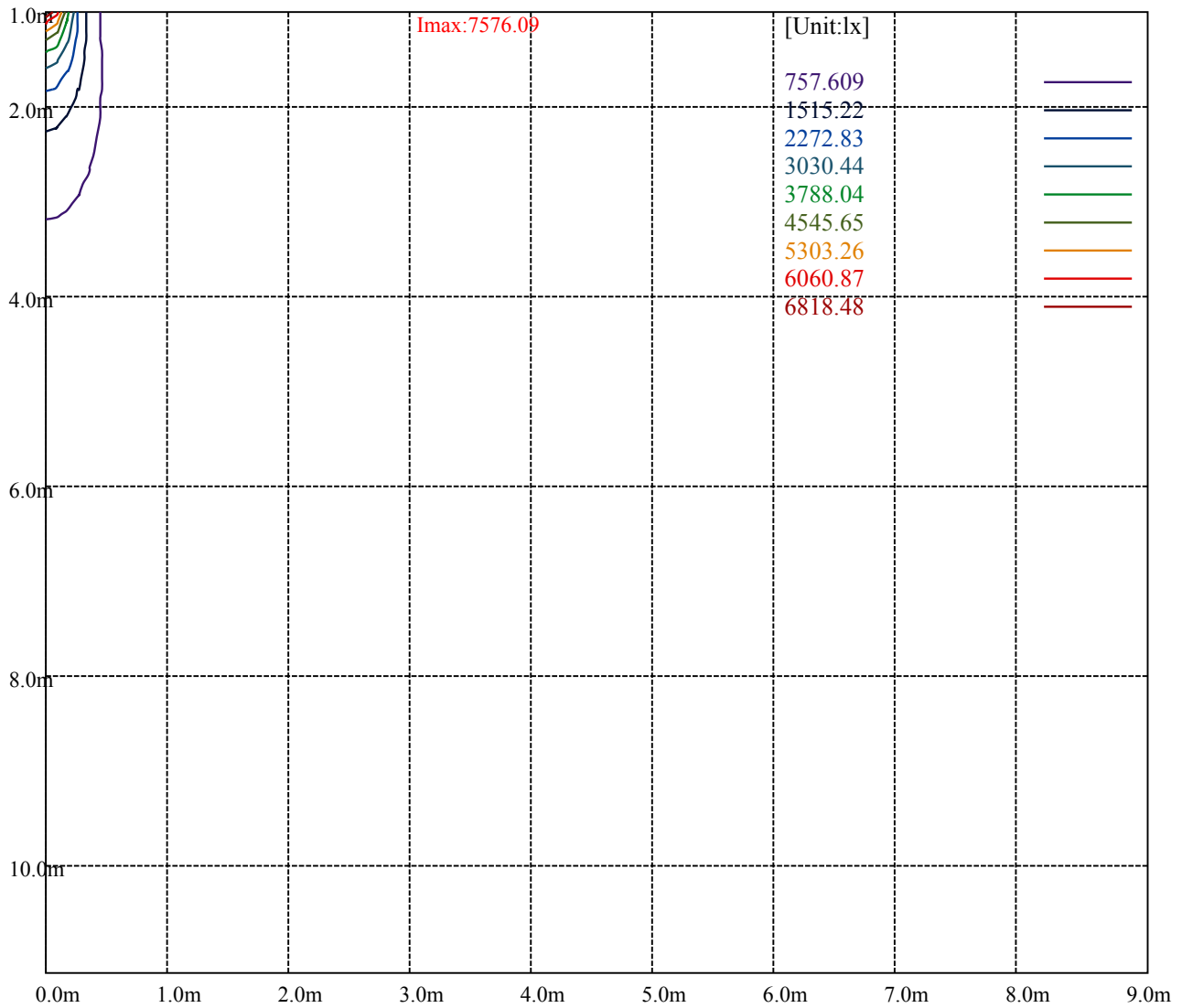
House

[Unit:cd]

Road

Imax:7576.09

| | | |
|-----------|---------|---|
| (10%Imax) | 757.609 | — |
| (20%Imax) | 1515.22 | — |
| (30%Imax) | 2272.83 | — |
| (40%Imax) | 3030.44 | — |
| (50%Imax) | 3788.04 | — |
| (60%Imax) | 4545.65 | — |
| (70%Imax) | 5303.26 | — |
| (80%Imax) | 6060.87 | — |
| (90%Imax) | 6818.48 | — |



Luminance Table

| γ | 45 | 50 | 55 | 60 | 65 | 70 | 75 | 80 | 85 |
|----------|----|----|----|----|----|----|----|----|----|
| C0 | 0 | 0 | 0 | 0 | 0 | 0 | 0 | 0 | 0 |
| C45 | 0 | 0 | 0 | 0 | 0 | 0 | 0 | 0 | 0 |
| C90 | 0 | 0 | 0 | 0 | 0 | 0 | 0 | 0 | 0 |

| L(Hor)(65) | L(Ver)(65) | L45(65) | L(Hor)(75) | L(Ver)(75) | L45(75) | L(Hor)(85) | L(Ver)(85) | L45(85) |
|------------|------------|---------|------------|------------|---------|------------|------------|---------|
| 0 | 0 | 0 | 0 | 0 | 0 | 0 | 0 | 0 |

Glare Table

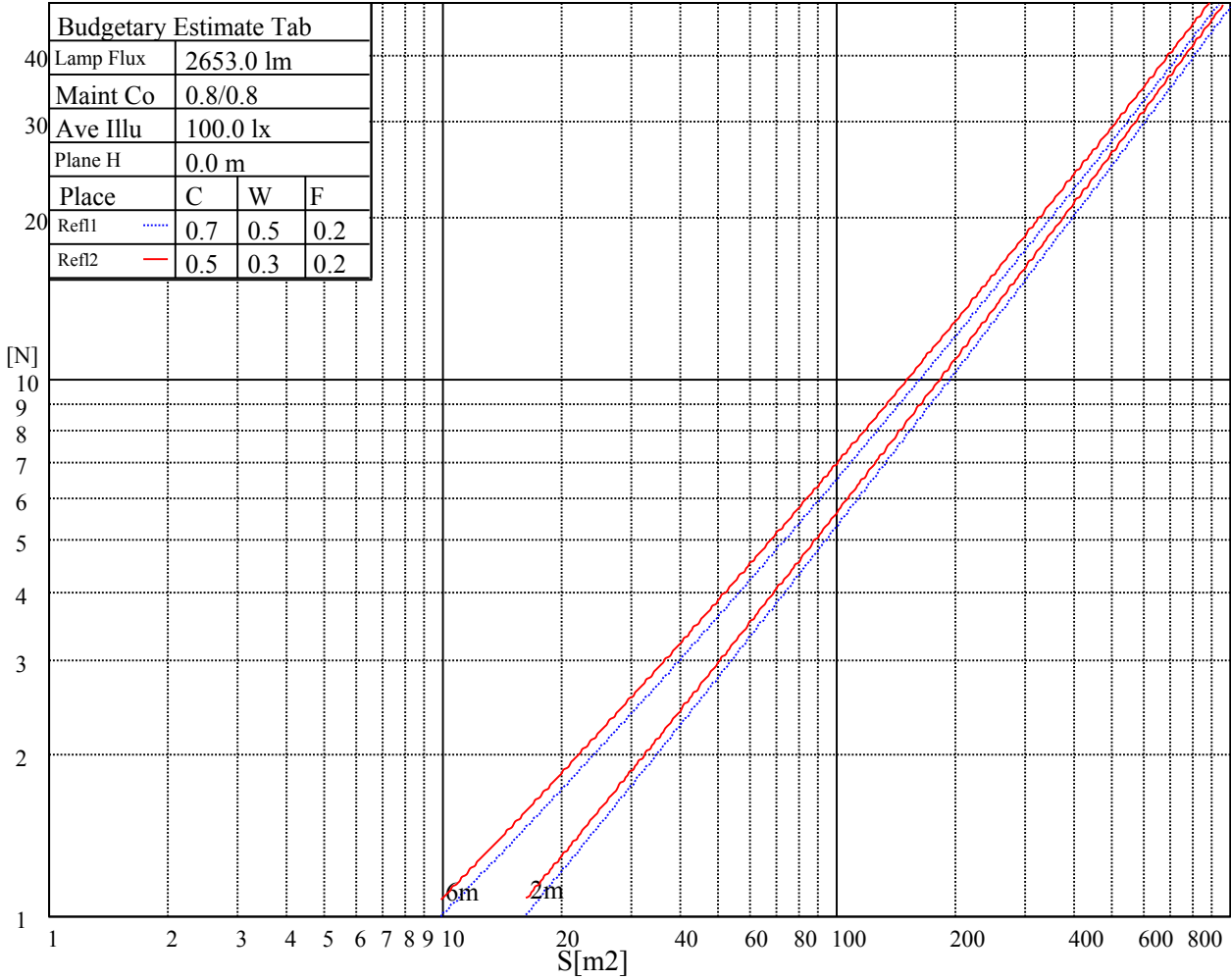
| Glare | Quality | Service Values Illuminance(lx) | | | | | | | |
|-------|---------|--------------------------------|------|------|-------|-------|-------|-------|-------|
| 1.15 | A | 2000 | 1000 | 500 | <=300 | | | | |
| 1.5 | B | | 2000 | 1000 | 500 | <=300 | | | |
| 1.85 | C | | | 2000 | 1000 | 500 | <=300 | | |
| 2.2 | D | | | | 2000 | 1000 | 500 | <=300 | |
| 2.55 | E | | | | | 2000 | 1000 | 500 | <=300 |
| | | a | b | c | d | e | f | g | h |

Luminance Limiting Curve

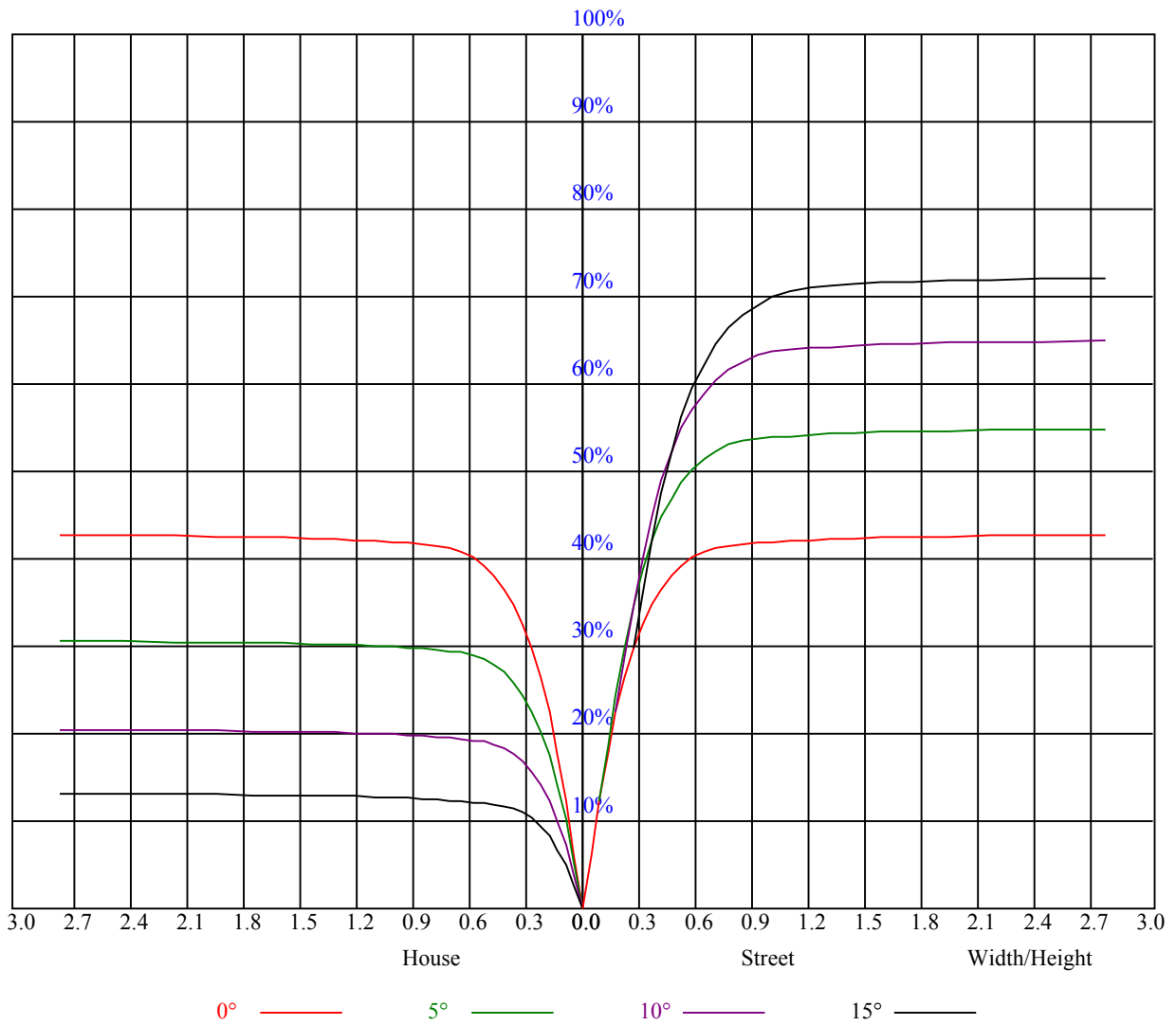


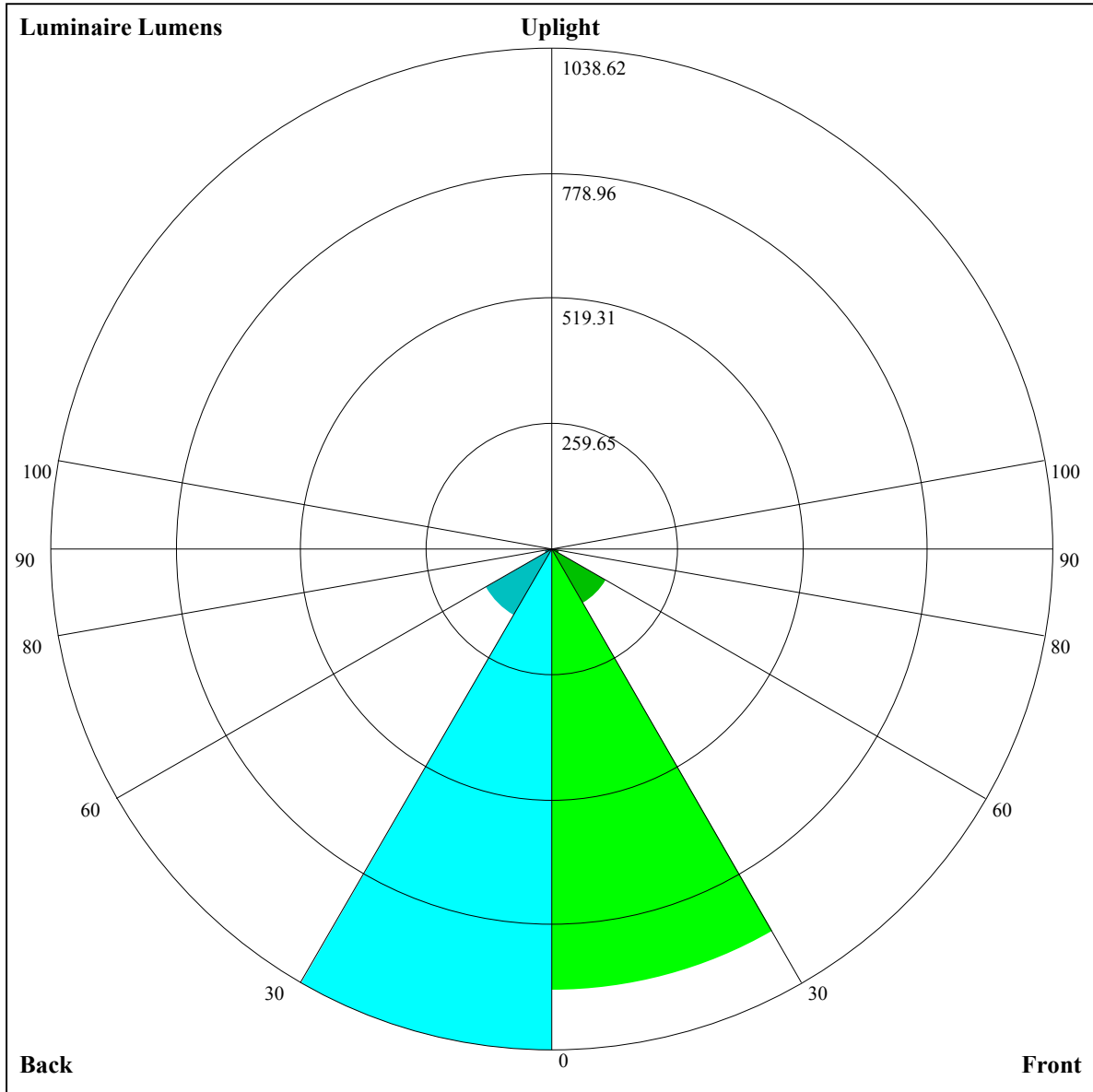
| Illumination assessment according UGR | | | | | | | | | | | |
|---|-----|------------------|-----|-----|-----|-----|----------------|-----|-----|-----|-----|
| Rf of Ceiling | 70 | 70 | 50 | 50 | 30 | 70 | 70 | 50 | 50 | 30 | |
| Rf of Wall | 50 | 30 | 50 | 30 | 30 | 50 | 30 | 50 | 30 | 30 | |
| Rf of Floor | 20 | 20 | 20 | 20 | 20 | 20 | 20 | 20 | 20 | 20 | |
| Room dimensions | | Viewed crosswise | | | | | Viewed endwise | | | | |
| X | Y | | | | | | | | | | |
| 2H | 2H | 非数字 | 非数字 | 非数字 | 非数字 | 非数字 | 非数字 | 非数字 | 非数字 | 非数字 | 非数字 |
| | 3H | 非数字 | 非数字 | 非数字 | 非数字 | 非数字 | 非数字 | 非数字 | 非数字 | 非数字 | 非数字 |
| | 4H | 非数字 | 非数字 | 非数字 | 非数字 | 非数字 | 非数字 | 非数字 | 非数字 | 非数字 | 非数字 |
| | 6H | 非数字 | 非数字 | 非数字 | 非数字 | 非数字 | 非数字 | 非数字 | 非数字 | 非数字 | 非数字 |
| | 8H | 非数字 | 非数字 | 非数字 | 非数字 | 非数字 | 非数字 | 非数字 | 非数字 | 非数字 | 非数字 |
| | 12H | 非数字 | 非数字 | 非数字 | 非数字 | 非数字 | 非数字 | 非数字 | 非数字 | 非数字 | 非数字 |
| 4H | 2H | 非数字 | 非数字 | 非数字 | 非数字 | 非数字 | 非数字 | 非数字 | 非数字 | 非数字 | 非数字 |
| | 3H | 非数字 | 非数字 | 非数字 | 非数字 | 非数字 | 非数字 | 非数字 | 非数字 | 非数字 | 非数字 |
| | 4H | 非数字 | 非数字 | 非数字 | 非数字 | 非数字 | 非数字 | 非数字 | 非数字 | 非数字 | 非数字 |
| | 6H | 非数字 | 非数字 | 非数字 | 非数字 | 非数字 | 非数字 | 非数字 | 非数字 | 非数字 | 非数字 |
| | 8H | 非数字 | 非数字 | 非数字 | 非数字 | 非数字 | 非数字 | 非数字 | 非数字 | 非数字 | 非数字 |
| 8H | 12H | 非数字 | 非数字 | 非数字 | 非数字 | 非数字 | 非数字 | 非数字 | 非数字 | 非数字 | 非数字 |
| | 4H | 非数字 | 非数字 | 非数字 | 非数字 | 非数字 | 非数字 | 非数字 | 非数字 | 非数字 | 非数字 |
| | 6H | 非数字 | 非数字 | 非数字 | 非数字 | 非数字 | 非数字 | 非数字 | 非数字 | 非数字 | 非数字 |
| | 8H | 非数字 | 非数字 | 非数字 | 非数字 | 非数字 | 非数字 | 非数字 | 非数字 | 非数字 | 非数字 |
| 12H | 12H | 非数字 | 非数字 | 非数字 | 非数字 | 非数字 | 非数字 | 非数字 | 非数字 | 非数字 | 非数字 |
| | 4H | 非数字 | 非数字 | 非数字 | 非数字 | 非数字 | 非数字 | 非数字 | 非数字 | 非数字 | 非数字 |
| | 6H | 非数字 | 非数字 | 非数字 | 非数字 | 非数字 | 非数字 | 非数字 | 非数字 | 非数字 | 非数字 |
| | 8H | 非数字 | 非数字 | 非数字 | 非数字 | 非数字 | 非数字 | 非数字 | 非数字 | 非数字 | 非数字 |
| Variation with the observer position at spacings: | | | | | | | | | | | |
| S = 1.0H | | 非数字/非数字 | | | | | 非数字/非数字 | | | | |
| S = 1.5H | | 非数字/非数字 | | | | | 非数字/非数字 | | | | |
| S = 2.0H | | 非数字/非数字 | | | | | 非数字/非数字 | | | | |
| Standard tables: | | BK0 | | | | | BK0 | | | | |
| Uncorrected UGR | | 负无穷大 | | | | | 负无穷大 | | | | |

UGR calculation is based on CIE Publ. 117 ,S/H = 0.25



| RHOCC | 80 | | | 70 | | | 50 | | | 30 | | | 10 | | | 0 |
|-------|---|------|------|------|------|------|------|------|------|------|------|------|------|------|------|------|
| RHOW | 50 | 30 | 10 | 50 | 30 | 10 | 50 | 30 | 10 | 50 | 30 | 10 | 50 | 30 | 10 | 0 |
| RCR | COEFFICIENTS OF UTILIZATION RHOFC=20 CU | | | | | | | | | | | | | | | |
| 0 | 1.02 | 1.02 | 1.02 | 1.00 | 1.00 | 1.00 | 0.96 | 0.96 | 0.96 | 0.92 | 0.92 | 0.92 | 0.88 | 0.88 | 0.88 | 0.86 |
| 1 | 0.96 | 0.94 | 0.92 | 0.94 | 0.92 | 0.91 | 0.91 | 0.89 | 0.88 | 0.88 | 0.86 | 0.85 | 0.85 | 0.84 | 0.83 | 0.81 |
| 2 | 0.90 | 0.87 | 0.85 | 0.89 | 0.86 | 0.84 | 0.86 | 0.84 | 0.82 | 0.84 | 0.82 | 0.80 | 0.81 | 0.80 | 0.79 | 0.77 |
| 3 | 0.86 | 0.82 | 0.79 | 0.84 | 0.81 | 0.78 | 0.82 | 0.79 | 0.77 | 0.80 | 0.78 | 0.76 | 0.78 | 0.76 | 0.75 | 0.74 |
| 4 | 0.81 | 0.77 | 0.74 | 0.80 | 0.77 | 0.74 | 0.79 | 0.75 | 0.73 | 0.77 | 0.74 | 0.72 | 0.75 | 0.73 | 0.71 | 0.70 |
| 5 | 0.78 | 0.73 | 0.70 | 0.77 | 0.73 | 0.70 | 0.75 | 0.72 | 0.69 | 0.74 | 0.71 | 0.69 | 0.73 | 0.70 | 0.68 | 0.67 |
| 6 | 0.74 | 0.70 | 0.67 | 0.73 | 0.69 | 0.67 | 0.72 | 0.69 | 0.66 | 0.71 | 0.68 | 0.66 | 0.70 | 0.67 | 0.65 | 0.64 |
| 7 | 0.71 | 0.67 | 0.64 | 0.70 | 0.66 | 0.64 | 0.69 | 0.66 | 0.63 | 0.68 | 0.65 | 0.63 | 0.68 | 0.65 | 0.63 | 0.62 |
| 8 | 0.68 | 0.64 | 0.61 | 0.68 | 0.64 | 0.61 | 0.67 | 0.63 | 0.61 | 0.66 | 0.63 | 0.60 | 0.65 | 0.62 | 0.60 | 0.59 |
| 9 | 0.66 | 0.61 | 0.59 | 0.65 | 0.61 | 0.58 | 0.64 | 0.61 | 0.58 | 0.64 | 0.60 | 0.58 | 0.63 | 0.60 | 0.58 | 0.57 |
| 10 | 0.63 | 0.59 | 0.56 | 0.63 | 0.59 | 0.56 | 0.62 | 0.59 | 0.56 | 0.62 | 0.58 | 0.56 | 0.61 | 0.58 | 0.56 | 0.55 |





Luminaire Lumens:

FL=914.99,FM=128.46,FH=16.18,FVH=5.57

BL=1038.62,BM=159.81,BH=17.42,BVH=5.72

UL=0,UH=0

BUG Rating:B3-U0-G0

Intensity data(cd)

| | | | | | | | | | |
|--------|---------|---------|---------|---------|---------|---------|---------|---------|---------|
| C/γ(°) | 0.0 | 1.0 | 2.0 | 3.0 | 4.0 | 5.0 | 6.0 | 7.0 | 8.0 |
| 0.0 | 7449.97 | 7240.46 | 6998.76 | 6712.59 | 6273.09 | 5896.79 | 5507.03 | 5106.73 | 4714.05 |
| 45.0 | 7634.90 | 7537.76 | 7324.15 | 7091.82 | 6826.71 | 6401.83 | 6016.17 | 5521.66 | 5131.90 |
| 90.0 | 7567.02 | 7409.59 | 7214.71 | 6958.97 | 6576.82 | 6223.34 | 5723.56 | 5327.36 | 4928.24 |
| 135.0 | 7652.46 | 7625.54 | 7573.46 | 7444.71 | 7193.64 | 6933.22 | 6551.65 | 6186.47 | 5797.88 |
| 180.0 | 7449.97 | 7624.96 | 7667.68 | 7675.28 | 7655.39 | 7559.41 | 7325.32 | 7087.72 | 6804.47 |
| 225.0 | 7634.90 | 7667.09 | 7641.93 | 7585.16 | 7456.41 | 7276.75 | 6968.33 | 6661.09 | 6305.27 |
| 270.0 | 7567.02 | 7633.73 | 7663.58 | 7603.30 | 7488.60 | 7329.42 | 7117.56 | 6792.77 | 6457.43 |
| 315.0 | 7652.46 | 7636.66 | 7537.76 | 7365.12 | 7157.95 | 6903.96 | 6518.29 | 6144.92 | 5641.04 |
| 360.0 | 7449.97 | 7240.46 | 6998.76 | 6712.59 | 6273.09 | 5896.79 | 5507.03 | 5106.73 | 4714.05 |
| C/γ(°) | 9.0 | 10.0 | 11.0 | 12.0 | 13.0 | 14.0 | 15.0 | 16.0 | 17.0 |
| 0.0 | 4233.58 | 3868.98 | 3437.08 | 3123.99 | 2841.91 | 2519.45 | 2275.41 | 2061.81 | 1825.38 |
| 45.0 | 4735.70 | 4344.77 | 3898.83 | 3558.81 | 3228.16 | 2934.38 | 2669.27 | 2354.42 | 2132.03 |
| 90.0 | 4529.11 | 4149.89 | 3710.39 | 3376.81 | 3068.39 | 2793.34 | 2473.80 | 2240.89 | 1984.56 |
| 135.0 | 5292.25 | 4880.25 | 4479.37 | 4004.17 | 3643.67 | 3311.85 | 3005.19 | 2664.59 | 2417.04 |
| 180.0 | 6370.82 | 5988.67 | 5570.23 | 5135.41 | 4617.48 | 4206.66 | 3822.75 | 3475.71 | 3091.80 |
| 225.0 | 5914.34 | 5400.51 | 4980.32 | 4564.23 | 4093.12 | 3733.79 | 3312.43 | 3006.94 | 2740.67 |
| 270.0 | 6073.52 | 5683.18 | 5171.11 | 4747.99 | 4356.47 | 3887.71 | 3537.74 | 3137.45 | 2863.56 |
| 315.0 | 5237.24 | 4828.16 | 4328.97 | 3954.42 | 3607.97 | 3210.60 | 2916.82 | 2648.79 | 2402.41 |
| 360.0 | 4233.58 | 3868.98 | 3437.08 | 3123.99 | 2841.91 | 2519.45 | 2275.41 | 2061.81 | 1825.38 |
| C/γ(°) | 18.0 | 19.0 | 20.0 | 21.0 | 22.0 | 23.0 | 24.0 | 25.0 | 26.0 |
| 0.0 | 1661.51 | 1519.89 | 1399.33 | 1154.41 | 1154.41 | 1100.69 | 1036.78 | 962.11 | 893.11 |
| 45.0 | 1887.99 | 1717.11 | 1569.05 | 1411.62 | 1301.60 | 1204.45 | 1106.72 | 1041.76 | 982.07 |
| 90.0 | 1801.97 | 1641.03 | 1472.48 | 1273.51 | 1146.69 | 1126.21 | 1053.29 | 992.54 | 928.40 |
| 135.0 | 2192.90 | 1990.99 | 1768.02 | 1608.26 | 1473.66 | 1326.76 | 1223.76 | 1114.33 | 1042.34 |
| 180.0 | 2817.33 | 2547.54 | 2240.30 | 2038.40 | 1855.81 | 1649.81 | 1502.92 | 1376.51 | 1244.25 |
| 225.0 | 2482.00 | 2194.07 | 1990.99 | 1804.89 | 1641.61 | 1474.83 | 1288.72 | 1163.37 | 1163.37 |
| 270.0 | 2608.41 | 2359.10 | 2068.83 | 1872.19 | 1705.40 | 1557.93 | 1402.84 | 1296.33 | 1205.04 |
| 315.0 | 2122.67 | 1916.67 | 1735.25 | 1579.00 | 1418.64 | 1154.06 | 1154.06 | 1118.19 | 1055.92 |
| 360.0 | 1661.51 | 1519.89 | 1399.33 | 1154.41 | 1154.41 | 1100.69 | 1036.78 | 962.11 | 893.11 |
| C/γ(°) | 27.0 | 28.0 | 29.0 | 30.0 | 31.0 | 32.0 | 33.0 | 34.0 | 35.0 |
| 0.0 | 808.02 | 698.64 | 611.50 | 525.77 | 423.47 | 348.97 | 277.69 | 198.74 | 145.78 |
| 45.0 | 907.16 | 808.25 | 718.71 | 635.03 | 547.24 | 446.00 | 364.07 | 312.57 | 312.57 |
| 90.0 | 828.80 | 746.04 | 662.07 | 576.56 | 475.55 | 397.84 | 320.35 | 250.83 | 175.04 |
| 135.0 | 980.31 | 911.84 | 812.94 | 729.83 | 646.15 | 564.22 | 461.80 | 383.38 | 310.23 |
| 180.0 | 1157.05 | 1078.04 | 1014.84 | 939.34 | 866.19 | 779.58 | 691.21 | 591.72 | 509.79 |
| 225.0 | 1076.93 | 1015.48 | 958.01 | 861.86 | 782.04 | 691.33 | 609.69 | 500.72 | 398.66 |
| 270.0 | 1114.33 | 1046.44 | 993.19 | 914.77 | 834.59 | 725.74 | 637.95 | 551.93 | 465.31 |
| 315.0 | 997.16 | 924.89 | 847.82 | 738.20 | 646.38 | 558.71 | 473.97 | 393.86 | 301.27 |
| 360.0 | 808.02 | 698.64 | 611.50 | 525.77 | 423.47 | 348.97 | 277.69 | 198.74 | 145.78 |
| C/γ(°) | 36.0 | 37.0 | 38.0 | 39.0 | 40.0 | 41.0 | 42.0 | 43.0 | 44.0 |
| 0.0 | 102.65 | 76.08 | 63.67 | 59.11 | 55.01 | 50.86 | 48.87 | 46.99 | 45.24 |
| 45.0 | 148.82 | 105.98 | 71.81 | 65.02 | 60.45 | 55.65 | 52.03 | 49.98 | 48.22 |
| 90.0 | 124.59 | 77.66 | 64.78 | 60.40 | 55.25 | 52.14 | 49.28 | 47.75 | 45.71 |
| 135.0 | 310.23 | 161.64 | 111.19 | 77.95 | 63.38 | 58.87 | 54.78 | 50.97 | 47.93 |
| 180.0 | 424.35 | 336.56 | 303.21 | 303.21 | 129.86 | 89.07 | 69.58 | 62.44 | 57.82 |
| 225.0 | 326.61 | 254.46 | 195.99 | 129.80 | 89.48 | 69.76 | 63.91 | 57.88 | 54.13 |
| 270.0 | 369.92 | 311.98 | 311.98 | 162.63 | 105.69 | 76.96 | 66.42 | 61.16 | 55.65 |
| 315.0 | 235.26 | 176.33 | 125.94 | 80.47 | 64.14 | 59.17 | 54.07 | 50.62 | 47.93 |
| 360.0 | 102.65 | 76.08 | 63.67 | 59.11 | 55.01 | 50.86 | 48.87 | 46.99 | 45.24 |

Intensity data(cd)

| | | | | | | | | | |
|--------|-------|-------|-------|-------|-------|-------|-------|-------|-------|
| C/γ(°) | 45.0 | 46.0 | 47.0 | 48.0 | 49.0 | 50.0 | 51.0 | 52.0 | 53.0 |
| 0.0 | 44.13 | 43.19 | 42.02 | 41.20 | 40.79 | 39.85 | 38.92 | 37.69 | 36.52 |
| 45.0 | 46.53 | 45.06 | 44.24 | 43.31 | 42.31 | 41.73 | 40.67 | 39.44 | 38.39 |
| 90.0 | 44.48 | 43.89 | 43.19 | 42.08 | 41.61 | 40.91 | 40.09 | 39.39 | 38.16 |
| 135.0 | 46.00 | 44.77 | 43.83 | 43.07 | 42.43 | 41.08 | 41.14 | 40.32 | 38.92 |
| 180.0 | 54.37 | 50.86 | 48.63 | 46.94 | 45.71 | 44.77 | 43.83 | 42.72 | 41.79 |
| 225.0 | 50.21 | 48.05 | 46.53 | 45.18 | 43.77 | 42.78 | 41.79 | 41.08 | 40.09 |
| 270.0 | 51.50 | 49.39 | 47.23 | 45.59 | 44.54 | 43.66 | 42.43 | 41.38 | 40.50 |
| 315.0 | 46.64 | 45.35 | 43.89 | 43.31 | 42.55 | 41.84 | 41.02 | 40.38 | 39.39 |
| 360.0 | 44.13 | 43.19 | 42.02 | 41.20 | 40.79 | 39.85 | 38.92 | 37.69 | 36.52 |
| C/γ(°) | 54.0 | 55.0 | 56.0 | 57.0 | 58.0 | 59.0 | 60.0 | 61.0 | 62.0 |
| 0.0 | 35.00 | 33.18 | 31.25 | 29.44 | 26.63 | 24.70 | 22.94 | 21.30 | 20.13 |
| 45.0 | 36.93 | 35.82 | 34.00 | 31.72 | 29.90 | 27.51 | 25.11 | 23.47 | 21.59 |
| 90.0 | 36.64 | 35.41 | 33.65 | 31.08 | 29.50 | 26.86 | 24.93 | 23.12 | 21.24 |
| 135.0 | 38.16 | 37.45 | 35.64 | 34.35 | 32.48 | 29.96 | 27.97 | 25.75 | 24.05 |
| 180.0 | 41.14 | 40.20 | 39.27 | 37.98 | 36.69 | 35.17 | 33.42 | 31.37 | 29.55 |
| 225.0 | 38.98 | 38.04 | 36.75 | 35.52 | 34.24 | 31.95 | 30.20 | 28.38 | 26.04 |
| 270.0 | 39.62 | 38.62 | 37.69 | 36.11 | 34.82 | 33.42 | 31.37 | 29.03 | 27.10 |
| 315.0 | 38.33 | 36.93 | 35.93 | 34.35 | 32.13 | 30.37 | 28.32 | 25.52 | 24.05 |
| 360.0 | 35.00 | 33.18 | 31.25 | 29.44 | 26.63 | 24.70 | 22.94 | 21.30 | 20.13 |
| C/γ(°) | 63.0 | 64.0 | 65.0 | 66.0 | 67.0 | 68.0 | 69.0 | 70.0 | 71.0 |
| 0.0 | 18.73 | 17.44 | 16.50 | 15.68 | 14.81 | 14.28 | 13.93 | 13.64 | 13.23 |
| 45.0 | 20.25 | 19.25 | 17.91 | 16.68 | 15.80 | 14.86 | 14.34 | 13.93 | 13.52 |
| 90.0 | 20.07 | 19.08 | 17.26 | 16.44 | 15.51 | 14.75 | 14.28 | 13.87 | 13.46 |
| 135.0 | 22.24 | 20.66 | 19.49 | 18.38 | 16.85 | 15.98 | 15.27 | 14.46 | 13.99 |
| 180.0 | 26.80 | 24.93 | 23.47 | 21.77 | 20.31 | 19.25 | 17.79 | 16.56 | 15.92 |
| 225.0 | 23.99 | 22.71 | 20.48 | 19.43 | 18.43 | 16.80 | 15.98 | 15.27 | 14.63 |
| 270.0 | 24.93 | 23.23 | 21.65 | 19.90 | 18.90 | 17.50 | 16.44 | 15.45 | 14.81 |
| 315.0 | 22.12 | 20.60 | 19.61 | 18.26 | 17.09 | 16.04 | 15.27 | 14.69 | 14.22 |
| 360.0 | 18.73 | 17.44 | 16.50 | 15.68 | 14.81 | 14.28 | 13.93 | 13.64 | 13.23 |
| C/γ(°) | 72.0 | 73.0 | 74.0 | 75.0 | 76.0 | 77.0 | 78.0 | 79.0 | 80.0 |
| 0.0 | 12.93 | 12.64 | 12.35 | 12.11 | 11.88 | 11.53 | 11.29 | 11.06 | 10.77 |
| 45.0 | 13.23 | 12.93 | 12.58 | 12.35 | 12.11 | 11.88 | 11.53 | 11.24 | 11.06 |
| 90.0 | 13.17 | 12.87 | 12.64 | 12.35 | 12.06 | 11.76 | 11.47 | 11.24 | 11.00 |
| 135.0 | 13.69 | 13.28 | 12.99 | 12.64 | 12.41 | 12.11 | 11.94 | 11.59 | 11.35 |
| 180.0 | 15.04 | 14.51 | 14.16 | 13.75 | 13.40 | 13.11 | 12.87 | 12.58 | 12.29 |
| 225.0 | 14.10 | 13.75 | 13.46 | 13.17 | 12.82 | 12.58 | 12.29 | 11.94 | 11.70 |
| 270.0 | 14.28 | 13.87 | 13.52 | 13.23 | 12.93 | 12.58 | 12.35 | 12.06 | 11.76 |
| 315.0 | 13.75 | 13.46 | 13.17 | 12.76 | 12.52 | 12.17 | 11.94 | 11.65 | 11.35 |
| 360.0 | 12.93 | 12.64 | 12.35 | 12.11 | 11.88 | 11.53 | 11.29 | 11.06 | 10.77 |
| C/γ(°) | 81.0 | 82.0 | 83.0 | 84.0 | 85.0 | 86.0 | 87.0 | 88.0 | 89.0 |
| 0.0 | 10.53 | 10.36 | 10.18 | 9.95 | 9.77 | 10.07 | 9.60 | 9.77 | 9.60 |
| 45.0 | 10.83 | 10.59 | 10.36 | 10.12 | 9.89 | 9.77 | 9.89 | 9.54 | 9.83 |
| 90.0 | 10.71 | 10.48 | 10.24 | 10.12 | 9.89 | 9.71 | 9.71 | 9.48 | 9.71 |
| 135.0 | 11.06 | 10.83 | 10.59 | 10.36 | 10.24 | 10.01 | 9.83 | 9.71 | 9.60 |
| 180.0 | 11.94 | 11.65 | 11.41 | 11.06 | 10.77 | 10.59 | 10.42 | 10.24 | 10.01 |
| 225.0 | 11.47 | 11.18 | 10.94 | 10.71 | 10.48 | 10.30 | 10.12 | 10.01 | 9.71 |
| 270.0 | 11.47 | 11.24 | 11.00 | 10.77 | 10.53 | 10.24 | 10.01 | 9.89 | 9.77 |
| 315.0 | 11.12 | 10.89 | 10.65 | 10.42 | 10.24 | 10.01 | 9.83 | 9.77 | 9.66 |
| 360.0 | 10.53 | 10.36 | 10.18 | 9.95 | 9.77 | 10.07 | 9.60 | 9.77 | 9.60 |

Intensity data(cd)

| | |
|--------|-------|
| C/γ(°) | 90.0 |
| 0.0 | 9.66 |
| 45.0 | 9.54 |
| 90.0 | 9.48 |
| 135.0 | 9.54 |
| 180.0 | 9.83 |
| 225.0 | 9.77 |
| 270.0 | 10.12 |
| 315.0 | 9.71 |
| 360.0 | 9.66 |